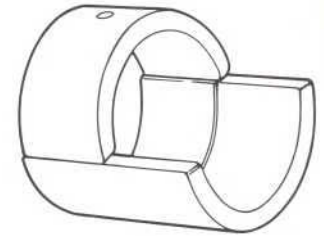
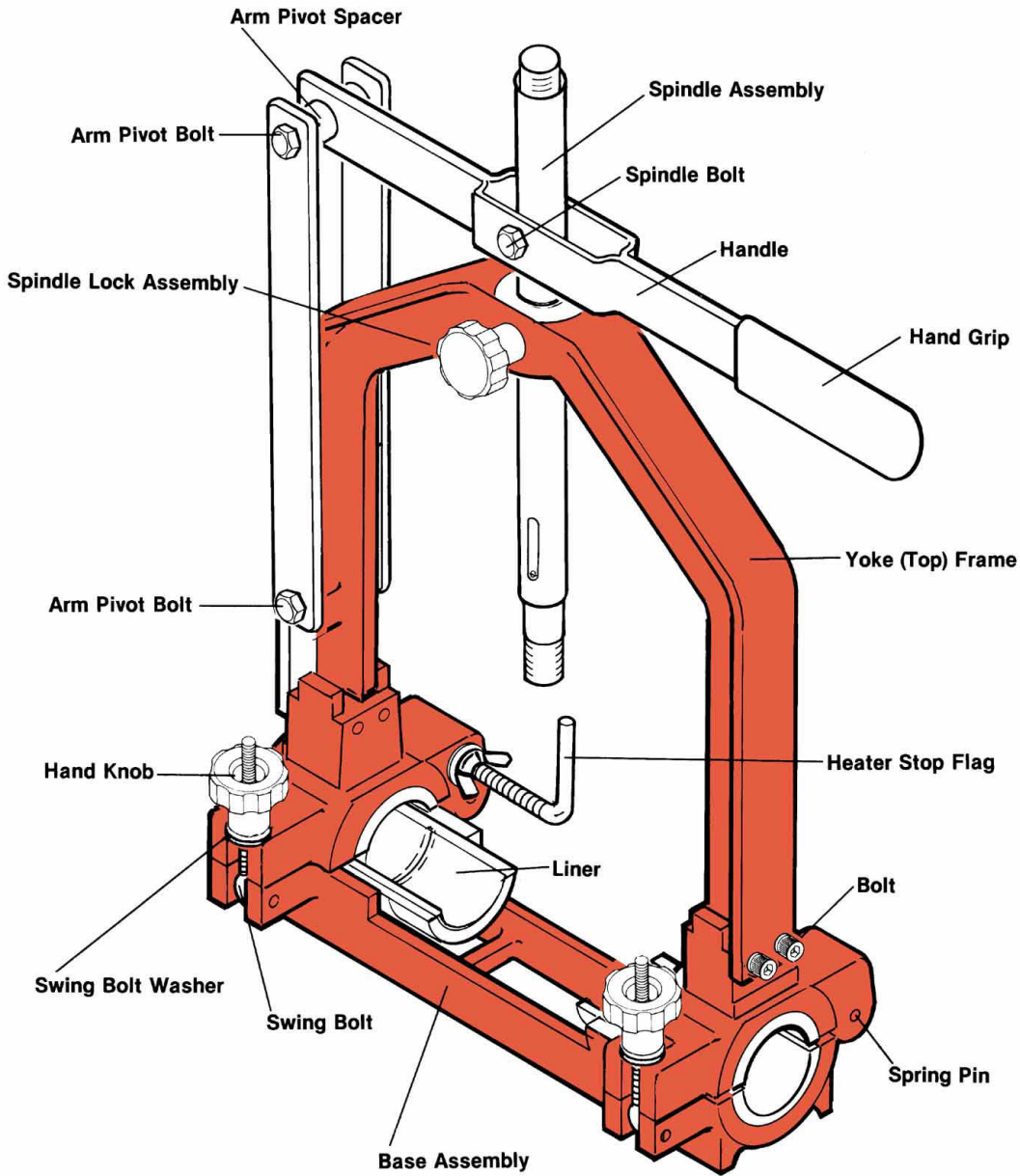
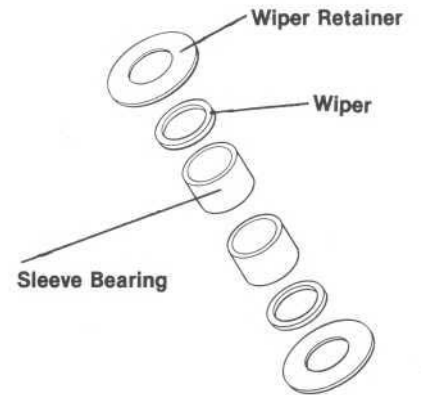


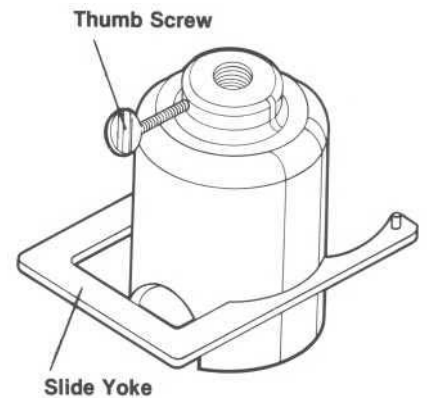
SADDLE FUSION MACHINE



Liner (Set)



Yoke Frame Bearing Assembly



Tapping Tee Holder

SADDLE FUSION MACHINE PARTS

PART DESCRIPTION	QUANTITY	PART #
Arm Pivot Spacer	2	S 011
Arm Pivot Bolt	2	S 019
Vertical Arm 10"	2	S 037
Vertical Arm 16"	2	S 054
Handle With Hand Grip	1	S 021
Hand Grip	1	S 068
Spindle Bolt and Nut (Bottom Read Spindle)	1	S 072
Spindle Bolt With LOCTITE (Top Read Spindle)	2	S 031
Spindle Assembly 10" Bottom Read	1	S 083
Spindle Assembly 12" Top Read	1	S 046
Spindle Assembly 16" Bottom Read	1	S 079
Spindle Assembly 19" Top Read	1	S 091
Spindle Assembly 19" High Pressure Top Read	1	S 076
Yoke Frame 10" with Bottom Read Spindle	1	S 010
Yoke Frame 10" with Top Read Spindle	1	S 057
Yoke Frame 16" with Bottom Read Spindle	1	S 016
Yoke Frame 16" with Top Read Spindle	1	S 032
Yoke Frame 16" with High Pressure Top Read Spindle	1	S 086
Yoke Frame Bolt	4	S 002
Wiper Retainer	2	S 014
Wiper	2	S 094
Bushing (Sleeve Bearing)	2	S 007
Spindle Lock Assembly	1	S 035
Base Assembly Model 23 (2"- 1¼")	1	S 026
Base Assembly Model 45 (4"- 1¼")	1	S 048
Base Assembly Model 66 (6"- 1¼")	1	S 065
Swing Bolt	2	S 029
Swing Bolt Washer	2	S 082
Hand Knob	2	S 051
Spring Pin	4	S 097
Heater Stop Flag	1	S 004
Spindle Lubricant (Dri-Slide 4oz.)	1	S 009
Optional Static Ground Strap	1	P 299

Please Include Saddle Fusion Machine Model When Ordering



1309 Main Street Crescent, PA 15046 Fax 724-457-1200 724-457-6193 1-800-258-7899

Visit our web site: www.qtektools.com